


Thermo Scientific AquaSensors
DataStick measurement system
for universal plug & play

Product Specifications

Thermo Scientific AquaSensors DataStick ORP Measurement System



Markets/Applications

- Wastewater treatment
- Metal finishing (chrome/cyanide destruct)
- Bleaching pulp
- Disinfection control

AquaSensors ORP DataStick™

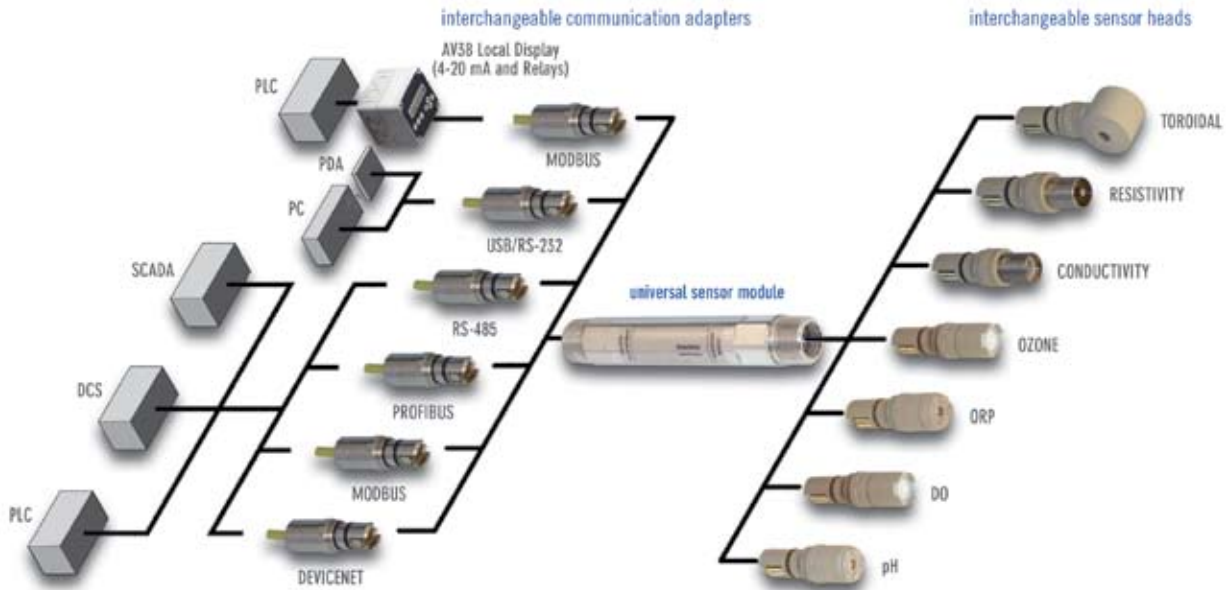
- Differential ORP measurement
- Pre-calibrated (no field calibration required)
- Plug & play sensor heads
- Replaceable quad junction salt bridges
- Electrode protection options
- Offered in a variety of materials
- Direct data reporting (24-bit)
- Plug & play industrial communications adapters

Connect this ORP sensor directly to a PLC (Programmable Logic Controller) for seamless integration with industrial control systems. Use any computer to display data, calibrate and customize the measurement without an intermediate analyzer electronics box. Sensor heads are pre-calibrated and can be replaced or exchanged with any other type of sensor without taking the system down. Save space, time and money.

Engineering Specifications

1. The ORP sensor shall be of Differential Electrode Technique design using two electrodes to compare the process value to a stable internal reference solution. The standard electrode shall have non-flowing and fouling-resistant characteristics.
2. The sensor shall have hex-shaped wrench flats to facilitate mounting, and shall be constructed of a material with exceptional chemical resistance and mechanical strength. This material shall enable the sensor to be installed in metal fittings without leakage usually caused by heating and cooling cycles when dissimilar materials are threaded together.
3. The sensor shall have interchangeable, pre-calibrated plug-in sensor heads and communications adapters that can be installed without powering down the system.
4. The sensor shall have 1 inch NPT threads on both ends to mount into a standard 1 inch pipe tee, a 1.5 inch union mounting, or immersion hardware.
5. The built-in electronics of the sensor shall be completely encapsulated and O-ring sealed for protection from moisture and humidity.
6. The sensor shall have a built-in pre-amplifier, universal signal conditioning electronics, universal engineering units conversion, and interactive communications with a host computer or display interface using one of several protocols including Modbus® RTU, DeviceNet, Profibus, USB, CANopen or Ethernet.
7. The sensor shall have an integral temperature sensor to measure temperature independently.
8. The sensor shall include a titanium ground electrode (standard) to eliminate ground loop currents in the measuring electrode.
9. The sensor shall be Thermo Scientific AquaSensors ORP DataStick.

Thermo Scientific DataStick Analytical System



Key Components

DataStick

Provides universal conversion of sensor signals and interactive communications for measurement, calibration, configuration and diagnostics.



Communications Adapter

Plugs into the DataStick to provide power and direct interactive communications with control systems.



Differential ORP Sensor Head

Pre-calibrated for ORP and temperature. Can be plugged into any DataStick to yield accurate 24-bit data.

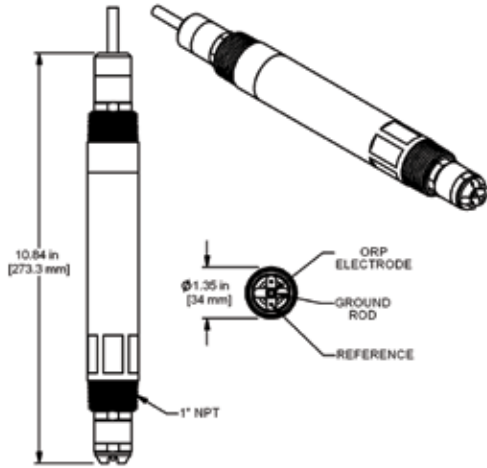


AV38 Local Display Controller

2 line display and 7 key navigation. Data reporting with up to 2 current outputs. 2 Form C relays. Digital communications.



Thermo Scientific AquaSensors ORP DataStick Data Sheet



Provides universal conversion of sensor signals and interactive communications for measurement, calibration, configuration and diagnostics. Mounting adapters, junction boxes and recharge kits are available.



1 Inch Tee Mounting




1.5 Inch Union Mounting



1.5 Inch Ball Valve



Sanitary Mount



Hand Rail Mounting Assembly



1 Inch Immersion Mounting with Junction Box
(7 foot extension is standard)

Specifications	
Measurement System Performance†	Range: -2100 mV to +2100 mV Resolution: 0.1 mV Accuracy: 0.1% of reading Step Response Time: 90% in 30 seconds
Operational Environment	PEEK Sensor Head Temperature Range: -5 °C to 95 °C Maximum Pressure: 100 psig @ 95 °C Maximum Flow Rate: 10 ft/second CPVC Sensor Head Temperature Range: -5 °C to 75 °C Maximum Pressure: 85 psig @ 75 °C Maximum Flow Rate: 10 ft/second
Power Requirements‡	Voltage Range: 10 to 30 VDC Maximum Power: 200 mW Typical Power: 120 mW
Construction	Process Electrodes: Platinum or gold Ground Rod: Titanium (standard), 316 stainless steel or Hastelloy C O-rings: Viton® (other materials available) Sensor Head Material: PEEK or CPVC DataStick Material: 316 stainless steel, PEEK, or CPVC Weight 1.2 lbs (PEEK or CPVC) 2.6 lbs (316 stainless steel)
Units of Measure	Measurement Units: mV Temperature Units: °C, °F
Calibration††	Sample: 1 point Temperature: 1 point
Temperature Compensation Options‡‡	Temperature measurement is provided as an independent measurement.
Other Configuration Options	Sensor Filter: 0 to 100 seconds Temperature Filter: 0 to 100 seconds
Approvals and Ratings	Immunity & Emissions: CE certified 89/336/EEC: CISPER 11, EN61000 (-4-2,-4-3,-4-4,-4-6, 4-8) Safety: cULus Listed; 367G E303570 Hazardous Locations: Haz Loc Class 1, Division 2, Groups A, B, C, D. Max Ambient 80 °C

† Note: Typical at 25 °C Performance unaffected by cable length

‡ Note: Class II DC power supply required

†† Note: ORP and temperature are pre-calibrated at the factory

‡‡ Note: Temperature can be entered manually

Thermo Scientific AquaSensors ORP DataStick

- Global support — with experience that comes from supporting our customers for over 35 years throughout the world, our water quality specialists and customer support teams offer a quick, thorough and professional response to any problem encountered.
- Focus on user benefits — we work closely with you to define your needs, and ensure you are using the monitor in a way that improves your bottom line. For more information, contact your local water quality specialists, or visit www.thermo.com/processwater.

ORP DataStick Ordering Information

Part No.	Description
DS-b-t	DataStick
Body Material (b)	1 = 316 Stainless Steel 2 = CPVC 3 = PEEK
Mounting (t)	1 = NPT front/back 2 = 1 inch NPT front only 3 = 1.5 Ball Valve insertion 4 = 2 inch Tri-clamp 5 = 2.5 inch Tri-clamp
ORP-b-t-x-y-z-r	ORP Sensor Head
Body Material (b)	2 = CPVC 3 = PEEK
Electrode type (t)	1 = Platinum 2 = Gold
Sensor (x)	A = Protected B = Process Flat
Filling Solution (y)	1 = Standard
Salt Bridge (z)	A = Standard
Ground Rod (r)	1 = 316 Stainless Steel 2 = Titanium (Standard) 3 = Hastelloy® C
CA-b-nw-x-y	Communications Adapter
Body Material (b)	1 = 316 Stainless Steel 2 = CPVC 3 = PEEK
Communications (nw)	1A = RS232 ASCII 7R = Ethernet 2B = Modbus® RTU 5R = DeviceNet 2A = Modbus RS232 8R = USB 4B = CANopen
Cable Length (x)	1 = 10 feet 2 = 20 feet 3 = 30 feet
Cable Termination (y)	A = Stripped Wires

Accessories Ordering Information

Part No.	Description
Local Display Controller Interface	
AV38	1/4 DIN, Outputs, Relays, Digital Communications Options
Salt Bridge Replacements	
SBS01	PEEK Protected
SBS02	PEEK Process Flat
SBS03	CPVC Protected
SBS04	CPVC Process Flat
SBC01	Storage cap with sponge
ORP Solutions - 500 mL bottles	
RCS04	ORP Storage solution
RCS01	Standard cell solution
ORPSOL200	200 mV Calibration
Mounting Hardware	
MH3022	1 Inch Tee Mounting, CPVC
MH3011	1 Inch Tee Mounting, 316 Stainless Steel
MH1042	1.5 Inch Union Mounting, CPVC
MH1041	1.5 Inch Union Mounting, 316 Stainless Steel
MH1112	1.5 Inch Ball Valve, CPVC, Low Pressure
MH1111	1.5 Inch Ball Valve, 316 SS, Low Pressure
MH1122	1.5 Inch Ball Valve, CPVC, High Pressure
MH1121	1.5 Inch Ball Valve, 316 SS, High Pressure
MH1242	Hand Rail Mounting Assembly, Swivel/Immersion, PVC
MH3083	1 Inch Immersion Mounting with Junction Box, PVC (7 foot extension is standard)

Consult factory for other available sensor mounting options.

©2008 Thermo Fisher Scientific Inc. All rights reserved. ® Viton is a registered trademark of E. I. Du Pont De Nemours & Company. Modbus is a registered trademark of Schneider Automation, Inc. Hastelloy is a registered trademark of Haynes International, Inc. All other trademarks are the property of Thermo Fisher Scientific Inc. and its subsidiaries.



Environmental Instruments
Water Analysis Instruments

North America
166 Cummings Center
Beverly, MA 01915 USA
Toll Free: 1-800-225-1480
Tel: 1-978-232-6000
Dom. Fax: 1-978-232-6015
Int'l Fax: 978-232-6031

Europe
P.O. Box 254, 3860 AG Nijkerk
Wallerstraat 125K, 3862 BN
Nijkerk, Netherlands
Tel: (31) 033-2463887
Fax: (31) 033-2460832

Asia Pacific
Blk 55, Ayer Rajah Crescent
#04-16/24, Singapore 139949
Tel: 65-6778-6876
Fax: 65-6773-0836

www.thermo.com/water

Thermo
SCIENTIFIC