

SITRANS F flowmeters

SITRANS F US

Flowmeter SONO 3300/FUS060

Overview



The combination of SONO 3300 sensor and FUS060 transmitter is ideal for applications within the general industry. Measurements are independent of liquid temperature, density, pressure and conductivity. Transducers cannot be replaced.

Benefits

- Robust remote transmitter FUS060
- Robust design for industrial applications
- Measures all liquids less than 350 cSt, conductive or non-conductive
- No pressure drop
- Reliable and accurate flow measurements
- Long-time stability
- ATEX approval

Application

The main application for SONO 3300/FUS060 ultrasonic flowmeter is measurement of volume.

SONO 3300/FUS060 can be used for water and treated waste water, oil and liquefied gases, hot water / cooling systems.

Design

The SONO 3300/FUS060 consists of a casted sensor (DN 50 to 150 (2" to 6")), welded pipes (DN 200 to 300 (8" to 12")) and a transmitter FUS060.

The transmitter can only be mounted separately.

The internal signal cables from transducers to sensor connection box are protected from an aggressive environment by stainless steel pipes.

Sensor installation

See system information

Technical specifications

The transmitter related to this system is the SITRANS FUS060.

Technical specifications to the FUS060 see page 4/190.

2-track sensor with flanges and integrated transducers

Error in measurement

Error in measurement at reference conditions; % of measured value	$v > 0.5 \dots 10$ m/s, $\pm 0.5\%$ of rate (v =flow speed) SONO 3300 DN 50 and DN 65: For Reynolds numbers $1000 < R_e < 5000$: $\pm 1.5\%$
Max. flow velocity	10 m/s (32 ft/s)
Nominal size	DN 50, DN 65, DN 80, DN 100, DN 125, DN 150, DN 200, DN 250, DN 300 (2" ... 12")
Media/surface temperature	Separate version: $-10 \dots +160$ °C (14 ... 320 °F)
Ambient temperature (sensor)	Separate version: $-20 \dots +60$ °C (-4 ... +140 °F) Storage: $-40 \dots +85$ °C (-40 ... +185 °F)
Enclosure	Standard version: IP67 (NEMA 4X/NEMA 6) ATEX version: As standard, but with ATEX approval (see below)

Process connections

PN designated EN 1092-1	<ul style="list-style-type: none"> • DN 50 ... 300 (2" ... 12"), PN 40 • DN 100 ... 300 (4" ... 12"), PN 16 • DN 200 ... 300 (8" ... 12"), PN 10
Class designated EN 1759-1	<ul style="list-style-type: none"> • DN 50 ... 300 (2" ... 12"), class 150 • DN 50 ... 300 (2" ... 12"), class 300
Transducer	Integrated version welded into pipe

Materials

Pipe	<ul style="list-style-type: none"> • DN 50 ... 150 (2" ... 6"): Steel EN 1.113145-16Mn5 • DN 200 ... 300 (8" ... 12"): Steel EN 1.0345-P235GH
Flange	<ul style="list-style-type: none"> • DN 50 ... 300 (2" ... 12"): EN 1.0025-S235JRG2
Class	ASTM A105
Transducer	Stainless steel AISI 316 or similar

SITRANS F flowmeters

SITRANS F US

Flowmeter SONO 3300/FUS060

Certificates and approvals

Conformity certificate	The devices are supplied as standard with a Siemens Certificate of Conformity on CD
Material certificate	Material certificate according to EN 10204-3.1 is optionally available
NDT examination report	Extended material certificate is optionally available
Calibration report	A standard calibration report is shipped with each flowmeter.
Extended accredited ISO/IEC 17025 calibration certificates	Optionally available
Approvals	No custody transfer approvals
Ex approval	System ATEX approval for SONO 3300 with remote transmitter FUS060-Ex (ATEX II 2G Ex dem [ia/ib] IIC T6/T4/T3) For Ex version the transducer cable length is restricted to 3 m (9.84 ft), in order to meet requirements for electrical immunity.

The sensors are approved according to EU directive 97/23/EC dated 29 May 1997 regarding fluid group 1, classified in category III. Design according to EN 13480 (PED Directive).

Coaxial cable between sensor SONO 3300 and transmitter FUS060

Standard Coaxial cable (75 Ω)	Coaxial cable with SMB straight plug on one end for the FUS060 connector
Outside diameter	Ø 5.8 mm
Length	3, 15, 30, 60, 90, 120 m (9.84, 49.21, 98.43, 196.85, 295.28, 393.70 ft) between sensor and transmitter
Material (outside jacket)	black PE
Ambient temperature	-10 ... +70 °C (14 ... 158 °F)
High temperature Coaxial cable (75 Ω)	Coaxial cable with SMB straight plug on one end for the FUS060 connector
Outside diameter	Ø 5.13 mm (first 0.3 m (0.98 ft) part to the transducer), Ø 5.8 mm (for remaining cable to the transmitter - with SMB plug at the end) and between these is a black hot melt junction Ø 16 mm (length 70 mm)
Length	3, 15, 30, 60, 90, 120 m (9.84, 49.21, 98.43, 196.85, 295.28, 393.70 ft) between sensor and transmitter (max. 3 m (9.84 ft) transducer cable length for Ex area mounted transmitters)
Material (outside jacket)	Brown PTFE (0.3 m (0.98 ft) part) and black PE (for remaining cable)
Ambient temperature	-200 ... +200 °C (-328 ... +392 °F) (brown PTFE transducer part) and -10 ... +70 °C (14 ... 158 °F) (black PE for remaining transmitter cable part)



SITRANS F flowmeters

SITRANS F US

Flowmeter SONO 3300/FUS060

Selection and Ordering data		Order No.	Order code
Sensor SONO 3300 with transmitter FUS060		7ME3300-	
		0 -	
Diameter	Qn setting [m ³ /h]		
DN 50 (2")	10	1 A	
DN 50 (2")	26	1 B	
DN 50 (2")	60	1 D	
DN 65 (2½")	15	1 E	
DN 65 (2½")	42	1 F	
DN 65 (2½")	100	1 H	
DN 80 (3")	20	1 J	
DN 80 (3")	60	1 K	
DN 80 (3")	150	1 M	
DN 100 (4")	36	1 N	
DN 100 (4")	100	1 P	
DN 100 (4")	230	1 R	
DN 125 (5")	50	1 S	
DN 125 (5")	150	1 T	
DN 125 (5")	360	1 V	
DN 150 (6")	80	2 A	
DN 150 (6")	220	2 B	
DN 150 (6")	500	2 D	
DN 200 (8")	120	2 E	
DN 200 (8")	380	2 F	
DN 200 (8")	900	2 H	
DN 250 (10")	200	2 J	
DN 250 (10")	600	2 K	
DN 250 (10")	1400	2 M	
DN 300 (12")	300	2 N	
DN 300 (12")	850	2 P	
DN 300 (12")	2200	2 R	

Flange norm and pressure rating

(All sizes are not available in all pressure ratings)

EN 1092-1

PN 10 (DN 200 ... 300 (8" ... 12"))

PN 16 (DN 80 ... 300 (3" ... 12"))

PN 40 (DN 50 ... 300 (2" ... 12"))

ANSI B16.5

class 150 (DN 50 ... 300 (2" ... 12"))

class 300 (DN 50 ... 300 (2" ... 12"))

Sensor type (approval) and transmitter mounting

IP67 standard, remote transmitter

IP67 Ex-version (ATEX), remote transmitter (Ex-version)

Cable gland entries in FUS060 and SONO 3300

Cable glands M20 in sensor and in transmitter M25/20/16 x 1.5

Transmitter SITRANS FUS060

IP65 (NEMA 4), 120/230 V AC

IP65 (NEMA 4), 24 V AC/DC

IP65 (NEMA 4), 24 V AC/DC, Ex-version (ATEX)

Selection and Ordering data		Order No.	Order code
Sensor SONO 3300 with transmitter FUS060		7ME3300-	
		0 -	
FUS060 output module			
HART, 4 ... 20 mA, 1 pulse output, 1 relay			B
HART, Ex version, 4 ... 20 mA, 1 pulse output, 1 relay			C
PROFIBUS PA, 1 pulse/frequency			D
PROFIBUS PA, Ex version, 1 pulse/frequency			E
Transducer coax cable			
2 x 3 m, max. 70 °C (158 °F), the only option for Ex-i			0
2 x 15 m, max. 70 °C (158 °F)			1
2 x 30 m, high temp. max. 200 °C (392 °F)			2
2 x 30 m, max. 70 °C (158 °F)			3
2 x 60 m, max. 70 °C (158 °F)			4
2 x 90 m, max. 70 °C (158 °F)			5
2 x 120 m, max. 70 °C (158 °F)			6
2 x 3 m, high temp. max. 200 °C (392 °F), the only option for Ex-i			7
2 x 15 m, high temp. max. 200 °C (392 °F)			8

This device is shipped with a Quick Start guide and the SITRANS F manual CD containing the complete manual library. Printed Operating Instructions are available for purchase via PMD.

Please also see www.siemens.com/SITRANSOrdering for practical examples of ordering

Selection and Ordering data	Order code
Additional information	
Please add „-Z“ to Order No. and specify Order code(s) and plain text.	
Calibration	
Sensor prepared for older SONO 3000 transmitters	A30^{1) 2)}
Production calibration DN 50 ... DN 300 (with certificate)	Included
Accredited Siemens ISO/IEC 17025 calibration for DN50 to DN150 with Qn as selected in Diameter. Verification certificate: 2 x 3 points in 10%, 25% and 100% Qn (max. flow 325 m ³ /h).	D20
Accredited Siemens ISO/IEC 17025 calibration for DN125 to DN300 with Qn as selected in Diameter. Verification certificate: 2 x 3 points in 10%, 25% and 100% Qn (max. flow 1300 m ³ /h).	D21
Material certificate	
EN 10204-3.1	F10
EN 10204-3.1 with 100% NDT on weldings	F11²⁾
Pressure certificate	
EN 10204-2.3	F21
Tag name plate	
Stainless steel tag name plate, text length depends on font size: 8 mm up to 10 characters, 4 mm up to 20 characters, or 3 mm up to 30 characters (add plain text)	Y17

1) In preparation

2) On request




Please use online Product selector to get latest updates. Product selector link:

www.pia-selector.automation.siemens.com

Sensor SONO 3300 accessories and spare parts

Potting kit


Type/description	Order No.
Potting kit, IP68, 10 m (32.81 ft) w.g. rating	FDK:085L2403



Cables for SONO 3300 with FUS060

(only as spare parts)


Type/description	Length m (ft)	Order No.
Coaxial cable for FUS060, (75 Ω, max. 70 °C (158 °F), black PVC) (2 pcs.)	3 (9.84)	A5E00875101
	15 (49.21)	A5E00861432
	30 (98.43)	A5E01278662
	60 (196.85)	A5E01278682
	90 (295.28)	A5E01278687
	120 (393.70)	A5E01278698
High temp. coaxial cable for FUS060; with 0.3 m brown PTFE high temp. transducer part (max. 200 °C (392 °F)) and black PVC transmitter part with SMB plug (max. 70 °C (158 °F)); impedance 75 Ω (2 pcs.)	3 (9.84)	A5E00875105^{F)}
	15 (49.21)	A5E00861435
	30 (98.43)	A5E01196952^{F)}



Cable connection boxes

(For the connection of individually transducer cables with the FUS060 transducer cables)


Type/description	Order No.
Junction box for coax cable	FDK:085B1361
• IP68 metal box for 4 coax cables	






Cable glands (for the SONO 3300 terminal box)

(only as spare parts)

Type	Material	Temperature range [°C (°F)]	Order No.
M20	Nickel-plated brass, 2x cables Ø 5 ... 6 mm (2 pcs.)	-25 ... +200 (-13 ... +392)	A5E02246329



Description	Order No.
SONO 3300 terminal box lid, in metal (1 pc.)	A5E02593569
Gasket for SONO 3300 terminal lid (1 pc.)	A5E02593567
SONO 3300 SS terminal box (1 pc.), incl. 2 x M20 cable glands, incl. lid and gasket	A5E02593566

Description	Order No.
Coax cable connecting plate (1 pc.) for the SONO 3300 terminal box and use with transmitter type FUS060	A5E02593568



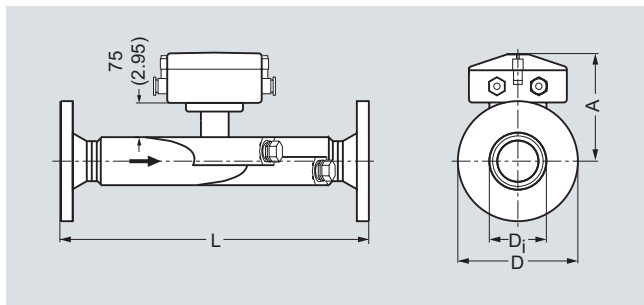
F) Subject to export regulations AL: 91999, ECCN: N.

SITRANS F flowmeters

SITRANS F US

Flowmeter SONO 3300/FUS060

Dimensional drawings of sensor SONO 3300



Sensor SONO 3300

DN	EN 1092-1																	
	PN 10						PN 16						PN 40					
	L ¹⁾		D		D _i		L ¹⁾		D		D _i		L ¹⁾		D		D _i	
	mm	inch	mm	inch	mm	inch	mm	inch	mm	inch	mm	inch	mm	inch	mm	inch	mm	inch
50													475	18.70	165	6.50	52.60	2.07
65													475	18.70	185	7.28	62.70	2.47
80							380	14.96	200	7.87	78.00	3.07	400	15.75	200	7.87	78.00	3.07
100							355	13.98	220	8.66	102.40	4.00	400	15.75	235	9.25	102.40	4.00
125							375	14.76	250	9.84	128.30	5.05	400	15.75	270	10.63	128.30	5.05
150							360	14.17	285	11.22	154.20	6.07	400	15.75	300	11.81	154.20	6.07
200	400	15.75	340	13.39	207.30	8.16	400	15.75	340	13.39	207.30	8.16	450	17.72	375	14.76	206.50	8.13
250	400	15.75	395	15.55	260.40	10.25	400	15.75	405	15.94	260.40	10.25	500	19.69	450	17.72	258.80	10.19
300	400	15.75	445	17.52	309.70	12.19	420	16.54	460	18.11	309.70	12.19	500	19.69	515	20.28	307.90	12.12

DN	ANSI														Weight ²⁾					
	150 lb							300 lb							A		EN (PN 40)		ANSI CL 300	
	L ¹⁾		D		D _i		L ¹⁾		D		D _i		kg	lbs			kg	lbs		
	mm	inch	mm	inch	mm	inch	mm	inch	mm	inch	mm	inch	mm	inch	kg	lbs	kg	lbs		
50 mm / 2"	510	20.08	152	5.98	52.6	2.07	520	20.47	165	6.50	52.6	2.07	180	7.09	14	30.9	17	37.5		
65 mm / 2½"	510	20.08	178	7.01	62.7	2.47	520	20.47	190	7.48	62.7	2.47	186	7.32	16	35.3	20	44		
80 mm / 3"	420	16.54	191	7.52	78.0	3.07	440	17.32	210	8.27	78.0	3.07	193	7.60	19	42	23	51		
100 mm / 4"	420	16.54	229	9.01	102.4	4.03	440	17.32	254	10	102.4	4.03	205	8.07	25	55	35	78		
125 mm / 5"	440	17.32	254	10.00	128.3	5.05	460	18.11	279	10.98	128.3	5.05	218	8.58	29	64	40	89		
150 mm / 6"	430	16.93	279	10.98	154.2	6.07	450	17.71	318	12.52	154.2	6.07	232	9.13	35	78	50	111		
200 mm / 8"	480	18.90	343	13.50	202.7	7.98	500	19.69	381	15	202.7	7.98	256	10.08	54	119	72	160		
250 mm / 10"	490	19.29	406	15.98	254.5	10.02	520	20.47	444	17.48	254.5	10.03	283	11.14	85	189	98	217		
300 mm / 12"	550	21.65	483	19.02	306.3	12.06	580	22.83	521	20.51	306.3	12.06	309	12.17	115	256	142	322		

¹⁾ Length tolerance (mm): DN50 ... DN100 +2/-3, DN 125 ... 200 +3/-4, DN 250 ... 300 +4/-5

²⁾ Approximate weights without transmitter FUS060 - weight of FUS060 is 4.4 kg (9.7 lb)