


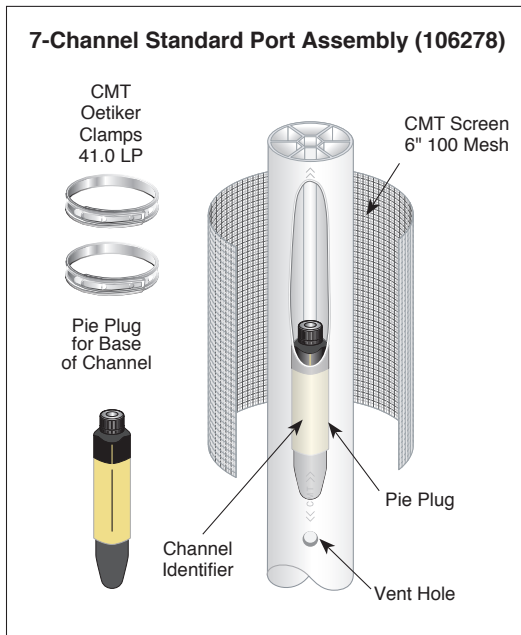



CMT Specifications		
		
	7-Channel	3-Channel
Material	*MDPE	*MDPE
Tubing outside diameter	1.7" (43 mm)	1.1" (28 mm)
Channel diameter	6 - Outer pie channels: nominal 0.4" (10 mm) 1 - Center hex channel: nominal 3/8" (9.5 mm)	3 - Hex channels: nominal 3/8" (9.5 mm)
Channel volume	40 mL/ft 30 mL/ft (center)	30 mL/ft
Installation options**	Sand & bentonite backfill Natural formation collapse	Bentonite & sand cartridges Sand & bentonite backfill Natural formation collapse
Coil lengths*** (Coil 4 ft dia.)	100 ft (30 m), 200 ft (60 m) & 300 ft (90 m)	100 ft (30 m), 200 ft (60 m) & 500 ft (150 m)
Tubing temperature during installation	-15°C to +35°C ****	
Port plug temperature during installation	+15°C to +35°C	
Pressure differential (water levels)	12.5 inch-pounds torqued port plugs are designed to hold 20 psi (50 ft) of head differential.	

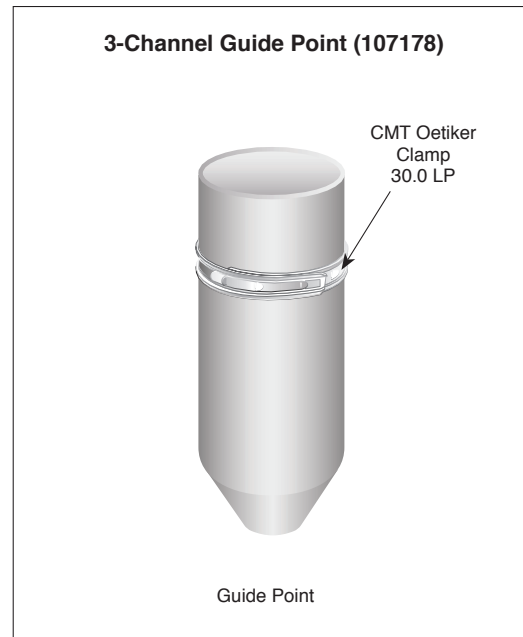
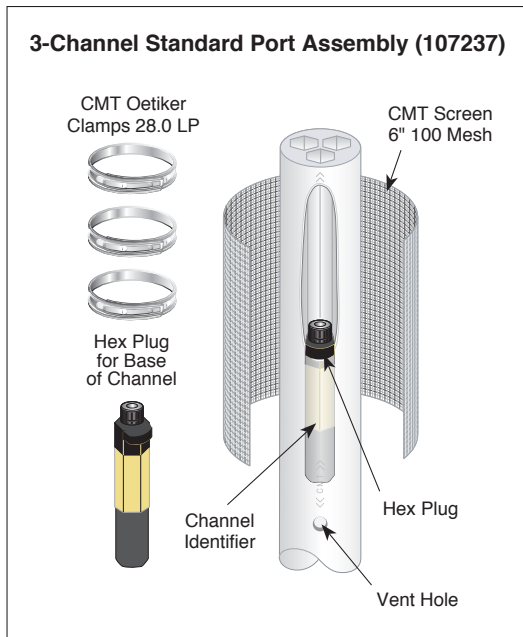
Notes	
	* Tubing is MDPE; proprietary mix of HDPE and LDPE products.
	** Avoid using 'single lifts' of grout, greater than 50 ft in the unsaturated zone.
	*** Each CMT coil measures 1 to 2 ft longer than stated.
	**** If air temperature is above +35°C, use cold water to cool down the tubing at the port before installing the port plug.



Note: Port plugs are tightened to a torque of 12.5 inch-pounds. Plugs in the base, or bottom, of the CMT should be torqued sequentially and incrementally to ensure even expansion.



Note: Gear clamp is tightened to a torque of 12.5 inch-pounds, so guide point can support up to 20 lbs of additional weight (optional).



Note: Port plugs are tightened to a torque of 12.5 inch-pounds.



Hand Tools for CMT System Assembly

