








# Quick Start for the HOBO® Pendant® MX Temp (MX2201) and Temp/Light (MX2202) Logger



-   Download HOBObconnect™ to your phone or tablet.
- Open the app. Enable Bluetooth® in your device settings if prompted.
- Firmly press the circular button near the center of the logger to wake it up. Both LEDs on the logger will blink once when it wakes up. Tap Devices in the app. Tap the logger in the app to connect to it. If the logger does not appear, make sure it is within range of your mobile device.
- Tap  to set up the logger. Choose your logger settings and then tap  to save the settings to the logger. The logger will begin logging data based on the settings you selected in the app. Press the circular button in the center of the logger for 3 seconds if you set it up to start logging with a button push (logger LEDs will blink 4 times).
- Deploy the logger to the location where you will be monitoring the conditions. Mount the logger to a flat surface or in a way that prevents the logger housing from bowing, or use the optional mounting boot. Follow the deployment and mounting guidelines in the full product manual (see link below).
- To offload data from the logger to your device, tap Devices and press the circular button near the center of the logger to wake it up (if necessary). Connect to the logger and tap . To view, export, and share the data, tap HOBO Files, tap , and then tap .



For detailed information about the logger, scan the code at left or go to [www.onsetcomp.com/support/manuals/21536-mx2201-mx2202-manual](http://www.onsetcomp.com/support/manuals/21536-mx2201-mx2202-manual).

**WARNING:** Do not cut open, incinerate, heat above 85°C (185°F), or recharge the lithium battery. The battery may explode if the logger is exposed to extreme heat or conditions that could damage or destroy the battery case. Do not dispose of the logger or battery in fire. Do not expose the contents of the battery to water. Dispose of the battery according to local regulations for lithium batteries.



1-800-LOGGERS (564-4377) • 508-759-9500  
[www.onsetcomp.com/support/contact](http://www.onsetcomp.com/support/contact)

© 2017–2020 Onset Computer Corporation. All rights reserved. Onset, HOBO, and HOBObconnect are trademarks or registered trademarks of Onset Computer Corporation. App Store is a service mark of Apple Inc. Google Play is a trademark of Google LLC. Bluetooth is a registered trademark of Bluetooth SIG, Inc. All other trademarks are the property of their respective companies.

This product has been manufactured by Onset Computer Corporation and in compliance with Onset's ISO 9001:2015 Quality Management System.

Patent #: 8,860,569

21538-1 MAN-MX2201-MX2202-QSG