

eco
Testr **pH 2**

Batteries
included



Specifications	
Range	0.0 to 14.0 pH
Resolution	0.1 pH
Accuracy	±0.1 pH
Calibration	Up to 3-point (4.0, 7.0, 10.0), auto-recognition. Calibration standard(s) sold separately
Automatic Temperature Compensation	Yes
Non-Volatile Memory	Yes
Hold Function	Yes
Auto-Off	8.5 mins after last key press
LCD Display	3½ digit with annunciator
Power	(4) A76 / LR44 batteries included
Operating Temp.	0 to 50 °C
Ingress Protection	IP67 rating ; waterproof
Dimension (LxWxH)/Weight	Tester: 16.3 x 4.5 x 3 cm ; 90 g Packed : 24.5 x 13.5 x 4.5 cm ; 137 g

Applications

• Hydroponics • Agriculture • Aquaculture & Aquariums
• Pools & Spas • Education • Cooling Towers • Water Treatment • Environmental Monitoring • Food & Beverage Manufacturing • Printing and more!

◀ Please refer to inside for operating instructions

Eutech Instruments
www.eutechinst.com

Oakton Instruments
www.4oakton.com

Part of Thermo Fisher Scientific



1 Year Warranty
Made in Singapore



Pocket clip >



< Transparent cap for samples and storage

eco
Testr **pH 2**

pH
0.0 to 14.0 pH

Solutions For Water Analysis



Water/Wastewater Treatment



Environmental Monitoring



Education

- Auto Buffer Recognition
- 3-Point Calibration
- Automatic Temperature Compensation
- Waterproof



68X461009 08/10 Rev. 4

EUTECH
INSTRUMENTS





OAKTON®

Operating Instructions EcoTestr pH 2 Waterproof Pocket Tester

Conditioning Before First Use: Precipitation of the sensor electrolyte may cause white crystals to form around the cap. This is normal and does not affect the tester's performance.





1. Remove the transparent cap and add 20 mm of tap water or pH buffer (approximately ½ full)
2. Recap the EcoTestr and soak* for one hour (or less if sensor was recently hydrated)
3. Rinse the cap after use
4. The sensor is now activated and ready for use

Measurement:

1. Remove cap and press  to turn on the tester
2. Dip sensor in at least 20 mm of test solution
3. Stir once and let the reading stabilize. Note the measured value
4. To hold reading, press . Screen flashes **HO** once, then displays measurement with blinking unit (pH) to indicate that tester is in the hold mode. Press  again to cancel hold mode (**HL**)
5. Press  to shut the tester off

Note: Tester automatically shuts off after 8.5 minutes of non-use to conserve batteries.

Calibration: The EcoTestr is factory calibrated. However, to ensure accuracy, regular calibration is recommended. **Note:** Calibration standard(s) sold separately.

1. This tester allows up to 3-point calibration. Start with pH 7.00 buffer
2. Press  to turn on the tester
3. Dip sensor in pH buffer, stir gently and wait for the value to stabilize
4. Press  to begin the calibration. Display blinks **CAL** momentarily, then blinks the default reading
5. To accept the calibration, press . If successful, (**Ent**) is shown and after a few seconds measurement is resumed
6. To calibrate additional point(s), repeat steps 3-5 using pH 4.0 and/or pH 10.0 buffer(s)
7. To abort calibration, press  to escape (**ESC**)

Maintenance:

1. Rinse sensor with clean water after each use
2. In harsh samples, take readings quickly, then rinse sensor immediately to remove residues and prevent electrode contamination

Useful Notes:

1. To avoid cross contamination, rinse between samples and calibration standards with clean water
2. To maintain tester accuracy, calibrate at regular intervals as required
3. For long-term storage, fill cap with 20 mm of storage solution (NOT de-ionized water) and replace cap*. This will keep sensor conditioned and ready for next use
4. Not recommended for prolonged use with solutions containing heavy metals, proteins, tris, or sulfides which will clog the junction leading to slow response and eventual failure

* The tester cap is not leak-proof. Please keep tester upright during soaking.

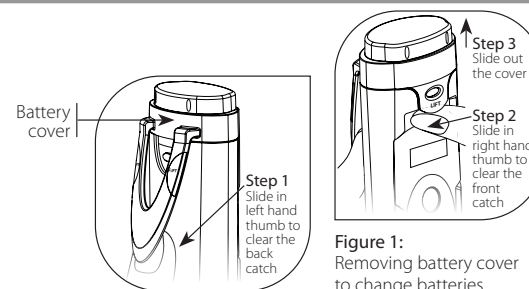


Figure 1:
Removing battery cover to change batteries

Changing Batteries:






1. To remove batteries, hold the tester on the left hand with the left thumb slide under the back clip of the cover. This will release the back catch
2. Next, hold the cover with your right hand, at the same time release the front catch with your right thumb. Slide up to remove the battery cover (Figure 1)
3. Replace old batteries with fresh ones. Note polarity as shown in battery compartment
4. No re-calibration is required after battery change. The tester's non-volatile memory function retains calibration settings

Your EcoTestr includes (4) pre-installed 1.5V alkaline batteries. LR44 or A76 battery types are suitable and commonly available. Replace all (4) batteries together. Waiting too long to replace the batteries can lead to inaccurate readings and is the most common cause of problems.

Error Messages:

1. **bAt** – Batteries are weak and need replacement
2. **Err** – Wrong or bad buffer value (out of range) and/or the sensor is failing. Use fresh buffer. Replace batteries. Note: when sensor fails, it cannot be replaced
3. **Or/Ur** – Over or Under range signal; sensor is dry/contaminated/damaged/not fully immersed

Reset Option: Reset option allows you to restore the calibration back to factory default settings.

1. Press  to turn off tester
2. Press and hold , then press  to turn the tester on. The display shows a flashing **rSt** (reset)
3. Press  again to confirm reset (**Ent**) or press  to escape (**ESC**) reset option

Warranty: This instrument is supplied with a warranty against manufacturing defects for a period of one year from date of purchase.

Tester & Accessories Ordering Information:

Eutech Order Code	Oakton Order Code	Description
ECOPHTEST2	35423-10	EcoTestr pH 2
ECPOUCH01	35624-45	Soft carrying case with belt-loop
ECBU4BT	00654-00	pH 4.01 buffer solution, 480 ml bottle
ECBU7BT	00654-04	pH 7.00 buffer solution, 480 ml bottle
ECBU10BT	00654-08	pH 10.01 buffer solution, 480 ml bottle
ECRE005	00653-04	Storage solution for pH sensor, 480 ml bottle
ECDPCBT	00653-06	Sensor cleaning solution, 480 ml bottle